

## Approximate Weight Chart

| Diameter | Thickness | Weight     |
|----------|-----------|------------|
| 12"      | 3mm       | 3.2 lbs.   |
| 12"      | 4.76mm    | 4.6 lbs.   |
| 13"      | 3mm       | 3.6 lbs.   |
| 14"      | 2.5mm     | 4.8 lbs.   |
| 14"      | 3mm       | 5 lbs.     |
| 15"      | 3mm       | 6 lbs.     |
| 16"      | 3.5mm     | 7.9 lbs.   |
| 16"      | 4mm       | 9.0 lbs.   |
| 16"      | 4.5mm     | 9.8 lbs.   |
| 17"      | 3.5mm     | 8.9 lbs.   |
| 17"      | 4mm       | 9.8 lbs.   |
| 17"      | 4.5mm     | 10.5 lbs.  |
| 17"      | 4.76mm    | 11.6 lbs.  |
| 17"      | 5mm       | 12.3 lbs.  |
| 18"      | 3mm       | 8.6 lbs.   |
| 18"      | 4mm       | 10.5 lbs.  |
| 18"      | 4.5mm     | 13.1 lbs.  |
| 20"      | 4.5mm     | 14.91 lbs. |
| 20"      | 4.76mm    | 15.03 lbs. |
| 20"      | 5mm       | 16.61 lbs. |
| 20"      | 6mm       | 19.35 lbs. |
| 22"      | 4.5mm     | 20.05 lbs. |
| 22"      | 4.76mm    | 20.20 lbs. |
| 22"      | 5mm       | 20.46 lbs. |
| 24"      | 6.35mm    | 30.10 lbs. |
| 26"      | 6.35mm    | 36 lbs.    |
| 28"      | 6.35mm    | 41 lbs.    |
| 28"      | 8mm       | 52 lbs.    |

## Thickness Conversion Chart

|        |        |       |       |
|--------|--------|-------|-------|
| 2.5mm  |        |       | .098" |
| 3mm    | 11 ga. |       | .118" |
| 3.5mm  | 9 ga.  |       | .138" |
| 4mm    | 8 ga.  |       | .157" |
| 4.5mm  | 7 ga.  |       | .177" |
| 4.75mm |        | 3/16" | .187" |
| 5mm    | 6 ga.  |       | .197" |
| 6mm    | 3 ga.  |       | .236" |
| 6.35mm |        | 1/4"  | .250" |
| 7mm    |        |       | .275" |
| 8mm    |        | 5/16" | .315" |
| 9.52mm |        | 3/8"  | .375" |
| 10mm   |        |       | .394" |
| 12mm   |        |       | .472" |
| 12.7mm |        | 1/2"  | .500" |

## Material Composition: All Coulters are Manufactured from Boron Steel




### Plain Coulter

Penetration good..cutting good.. soil disturbance and tilling action is very moderate...less drag



### Rippled/Fluted Coulter

Rippled Edge- Good penetration and cutting edges..soil disturbance and tilling action increased with 5/16"wide ripples. Good for most conditions



### Rippled/Fluted Coulter

Straight Edge- Good penetration and cutting action....moderate soil disturbance and tilling action. Very good for varying soil conditions.



### Bubbled Coulter

Penetration is moderate. Good cutting action. Some soil disturbance. Heavy damp soil can create a slot with sidewall compaction



### Wavy Coulter

Wide to narrow waves available. Very good for tilling action. Penetration is moderate. More effective at slower speeds.



### Notched Coulter

Good penetration..... cutting is good in heavy residue, tilling action and soil disturbance very moderate.


## Pattern Codes- "To Fit"

| Diagram of Punch Pattern        | Pattern Code | Center Hole        | Companies/Machines Used On   | Bolt Pattern  | Bolt/Rivet Size |          |       |
|---------------------------------|--------------|--------------------|--|---|-----------------|----------|-------|
| <b>Single Square</b><br>        | A01          | 1-1/8"             | JD 712 mulcher, Tufline & others   | Single hole coulters are primarily used in a single gang configuration on chisel coulter type implements for residue mulching |                 |          |       |
|                                 | A02          | 1-1/2"             | Brillion soil builder & others   |   |                 |          |       |
|                                 | A03          | 1"                 | Leinbach   |   |                 |          |       |
| <b>Single Round</b><br>         | B01          | 1-1/2"             | Bush Hog soil hog, DMI, Glencoe/Farmhand Soil Saver, Hiniker, Kent, Londoll, Orthman.  |   |                 |          |       |
|                                 | B02          | 1-3/4"             | Forrest City chisel coulter, Sunflower/Kenco   |   |                 |          |       |
| <b>Single Star</b><br>          | C01          | 1 1/8"x1 1/4"      | Duetz-AC/Case-IH/Deere   |   |                 |          |       |
|                                 | C02          | 1" x 1 1/8"        |  |   |                 |          |       |
| <b>3 Bolt Pattern</b><br>       | D03          | 1 5/8"             | Worksaver/Hawklne  |   |                 | 3 1/2"   | 3/8"  |
|                                 | D04          | 1-7/8"             | Leinbach/Hog Back  |   |                 | 2-13/16" | 3/8"  |
|                                 | D05          | 1-7/8"             | Leinbach   |   |                 | 2-1/2"   | 5/16" |
| <b>4 Bolt Pattern</b><br>       | E01          | 1 1/2"             | IH new style   | 4 1/2"  | 1/2"            |          |       |
|                                 | E02          | 2"                 | Brown Mfg, Dickey Machine Works  | 3-1/2"  | 7/16"           |          |       |
|                                 | E05          | 2-1/2"             | Black, Brillion, DMI, Glencoe-Farmhand, Haybuster, Hiniker, Landoll, Noble, Sukup, UFT, Wil-Rich, Pioneer  | 4"  | 1/2"            |          |       |
|                                 | E06          | 2-5/8"             | KMC Satbilizer, Lilliston vine cutter  | 3-5/8"  | 3/8"            |          |       |
|                                 | E08          | 3"                 | John Deere Series 750, 1560, 1565, 1590, 1690, 1850, 1860, 1890 Drills, Yetter   | 4-3/8"  | 3/8"            |          |       |
|                                 | E09          | 3 1/4"             | Massey Ferguson  | 4-3/4"  | 7/16"           |          |       |
|                                 | E11          | 3-11/16"           | Acra Plant, Ag Systems, Bell Inc, Bigham Bros, Bowman, KMC, Caldwell-Hamby, Cole, Crustbuster, DMI, Forrest City, Harrell, John Blue, Landoll, Marliss, Melroe, Monroe-Tufline, Noble, Progressive, Sunflower, Thruston Mfg, Tye, Wetherell/Clymer, Wil-Rich | 5"  | 1/2"            |          |       |
|                                 | E12          | 4"                 | Adams Fert, Unverferth, Great Plains, Sukup-Marlis, M&W, Oliver-White, Kent Kinze Planter, Yetter, KBH   | 5-1/4"  | 1/2"            |          |       |
| <b>5 Bolt Pattern</b><br>       | F03          | 2-1/8"             | John Deere Nu-450, JD 7200 and 7300 planters, Max Emerge   | 4-3/4"  | 1/2"            |          |       |
|                                 | F05          | 3-5/16"            | Ferguson Mfg, KMC, Massey-Ferguson   | 4-1/2"  | 1/2"            |          |       |
|                                 | F06          | 4"                 | Orthman, KMC, Paulk (UFT) inverter   | 5-1/2"  | 1/2"            |          |       |
|                                 | F07          | 4-1/8"             | Flex-King, Miller weeder, Noble, Roll-a-cone, Sunflower  | 5-1/2"  | 1/2"            |          |       |
| <b>6 Bolt Pattern</b><br>       | G03          | 1-3/16"            | John Deere 7000/7100 opener  | 2-15/16"  | 1/4"            |          |       |
|                                 | G06          | 1-1/2"             | Marliss, and M&W   | 3"  | 3/8"            |          |       |
|                                 | G07          | 1-17/32"           |  | 2-7/8"  | 1/4"            |          |       |
|                                 | G09          | 1-13/16"           | Allis Chalmers   | 3-1/4"  | 3/8"            |          |       |
|                                 | G11          | 2"                 | John Deere HS/ Nu bottoms, JD 7000-7100 planter, Yetter, Max Emerge (All)  | 3-1/2"  | 3/8"            |          |       |
|                                 | G17          | 3-3/4"             | Rawson, Unverferth Till-Tech   | 5"  | 3/8"            |          |       |
|                                 | G19          | 4 5/8"             | Rolla Cone   | 6"  | 9/16"           |          |       |
|                                 | G23          | 1 9/16"            |  | 3 1/8"  | 1/2"            |          |       |
|                                 | G24          | 4"                 |  | 5-1/2"  | 1/2"            |          |       |
|                                 | G25          | none               |  | 4 1/4"  | 1/4"            |          |       |
| <b>Rectangle 6 Bolt Pattern</b> | G01          | 1-11/32" by 31/32" | IHC (Old)  | 3-1/4"  | 5/16"           |          |       |
| <b>Dual 6 Bolt (12 Holes)</b>   | G05 Dual     | 1-3/8"             | Haybuster, Vermeer models 107, 147, 1575   | 2-7/8" and 6-1/2"   | 5/16"           |          |       |
| <b>8 Bolt Pattern</b>           | H02          | 4"                 | Sod Cutter Blades, WMI, K&W, and others  | 6"  | 3/16"           |          |       |

## Wavy Coulter Blades


### 8-Wave

| Dia. | Thickness | Wave | Center Hole | Bolt Hole | Bolt Pattern | Pattern Code | Part Number |
|------|-----------|------|-------------|-----------|--------------|--------------|-------------|
| 17"  | 3.5mm     | 7/8" | 3 11/16"    | (4) 1/2"  | 5"           | E11          | 34276       |
| 17"  | 3.5mm     | 7/8" | 4"          | (4) 1/2"  | 5-1/4"       | E12          | 34278       |
| 17"  | 4mm       | 1"   | 1 13/16"    | (6) 3/8"  | 3-1/4"       | G09          | 25915       |
| 17"  | 4.76mm    | 7/8" | 3 3/4"      | (6) 3/8"  | 5"           | G17          | 34290       |



### 12-Wave

| Dia. | Thickness | Wave | Center Hole | Bolt Hole | Bolt Pattern | Pattern Code | Part Number |
|------|-----------|------|-------------|-----------|--------------|--------------|-------------|
| 16"  | 4mm       | 3/4" | 4"          | (4) 1/2"  | 5.25"        | E12          | 34275       |
| 17"  | 4mm       | 7/8" | 4"          | (4) 1/2"  | 5" / 5.25"   | E11 / E12    | 71814       |
| 17"  | 4.5mm     | 7/8" | 4"          | (4) 1/2"  | 5.25"        | E12          | 35646       |
| 17"  | 5mm       | 7/8" | 3-3/4"      | (6) 3/8"  | 5"           | G17          | 34292       |
| 20"  | 4.5mm     | 1"   | 3-11/16"    | (4) 1/2"  | 5"           | E11          | 71812       |




### 13-Wave

| Dia. | Thickness | Wave | Center Hole       | Bolt Hole           | Bolt Pattern | Pattern Code | Part Number |
|------|-----------|------|-------------------|---------------------|--------------|--------------|-------------|
| 16"  | 4.5mm     | 1"   | 2-1/8"            | (6) 3/8" / (5) 1/2" | 3.5" / 4.75" | G11 / F03    | 76633       |
| 20"  | 4.5mm     | 1"   | 4"                | (4) 1/2"            | 5" / 5.25"   | E11 / E12    | 71915       |
| 20"  | 4.5mm     | 1"   | 1-1/8" x 1-1/4"sq | None                | None         | C01          | 76634       |



### 25-Wave

| Dia. | Thickness | Wave | Center Hole | Bolt Hole | Bolt Pattern | Pattern Code | Part Number |
|------|-----------|------|-------------|-----------|--------------|--------------|-------------|
| 16"  | 4.5mm     | 5/8" | 2"          | (6) 3/8"  | 3.5"         | G11          | 72599       |
| 16"  | 4.5mm     | 5/8" | 2-1/8"      | (5) 1/2"  | 4.75"        | F03          | 72600       |
| 17"  | 4.5mm     | 5/8" | 3-11/16"    | (4) 1/2"  | 5"           | E11          | 72597       |
| 20"  | 4.5mm     | 5/8" | 3-11/16"    | (4) 1/2"  | 5"           | E11          | 72598       |



## Bubbled Coulter Blades

### Bubbled

| Dia. | Thickness | Center Hole | Bolt Hole | Bolt Pattern | Pattern Code | Part Number |
|------|-----------|-------------|-----------|--------------|--------------|-------------|
| 16"  | 4mm       | 2"          | (6) 3/8"  | 3.5"         | G11          | 63702       |
| 17"  | 4mm       | 2"          | (6) 3/8"  | 3.5"         | G11          | 34281       |
| 17"  | 4mm       | 4"          | (4) 1/2"  | 5.25"        | E12          | 34285       |



## Fluted/Rippled Coultter Blades

### Straight Edge

| Dia. | Thickness | Center Hole         | Bolt Hole | Bolt Pattern | Pattern Code | Part Number |
|------|-----------|---------------------|-----------|--------------|--------------|-------------|
| 17"  | 3.5mm     | 2"                  | (6) 1/2"  | 3.5"         | G11          | 25911       |
| 17"  | 4mm       | 3-11/16"            | (4) 1/2"  | 5"           | E11          | 32343       |
| 17"  | 4mm       | 4"                  | (4) 1/2"  | 5" / 5.25"   | E11 / E12    | 86765       |
| 17"  | 4mm       | 4"                  | (4) 1/2"  | 5.25"        | E12          | 38608       |
| 17"  | 4mm       | 4"                  | (5) 1/2"  | 5.5"         | F06          | 70711       |
| 17"  | 4mm       | 2-1/2"              | (4) 1/2"  | 4"           | E05          | 77359       |
| 17"  | 4mm       | 2"                  | (6) 3/8"  | 3.5"         | G11          | 34838       |
| 17"  | 4mm       | 1-11/32"x<br>31/32" | (6) 5/16" | 3.25"        | G01          | 36259       |
| 17"  | 4.76mm    | 2-5/8"              | (4) 3/8"  | 3-5/8"       | E06          | 25913       |
| 20"  | 4.5mm     | 3-11/16"            | (4) 1/2"  | 5"           | E11          | 32352       |
| 20"  | 4.5mm     | 4"                  | (4) 1/2"  | 5" / 5.25"   | E11 / E12    | 38610       |
| 20"  | 4.5mm     | 2-11/16"            | (4) 3/8"  | 4.25"        | E14          | 71813       |
| 20"  | 4.5mm     | 3-1/4"              | (4) 7/16" | 4.75"        | E09          | 36258       |
| 20"  | 4.5mm     | 2-1/2"              | (4) 1/2"  | 4"           | E05          | 72676       |
| 20"  | 4.5mm     | 2-1/8"              | (5) 1/2"  | 4.75"        | F03          | 36228       |
| 20"  | 4.5mm     | 2"                  | (6) 3/8"  | 3.25"        | G11          | 34839       |
| 20"  | 4.76mm    | 2-5/8"              | (4) 3/8"  | 3-5/8"       | E06          | 25920       |
| 20"  | 5mm       | 3-11/16"            | (4) 1/2"  | 5"           | E11          | 72677       |
| 22"  | 4.5mm     | 2-1/8"              | (5) 1/2"  | 4.75"        | F03          | 36227       |
| 22"  | 5mm       | 3-11/16"            | (4) 1/2"  | 5"           | E11          | 73446       |



### Rippled Edge

| Dia. | Thickness | Center Hole | Bolt Hole | Bolt Pattern | Pattern Code | Part Number |
|------|-----------|-------------|-----------|--------------|--------------|-------------|
| 16"  | 3.5       | 3-5/16"     | (5) 1/2"  | 4.5"         | F05          | 43225       |
| 17"  | 4mm       | 4"          | (4) 1/2"  | 5" / 5.25"   | E11 / E12    | 38123       |
| 20"  | 4mm       | 3-11/16"    | (4) 1/2"  | 5"           | E11          | 72289       |
| 20"  | 4.5mm     | 4"          | (4) 1/2"  | 5" / 5.25"   | E11 / E12    | 38122       |
| 20"  | 4.5mm     | 3-5/16"     | (5) 1/2"  | 4.5"         | F05          | 43226       |
| 20"  | 4.76mm    | 4-1/8"      | (5) 9/16" | 5.5"         | F07          | 51760       |



## Notched Coultter Blades

### Notched

| Dia. | Thickness | Center Hole   | Bolt Hole | Bolt Pattern | Pattern Code | Part Number |
|------|-----------|---------------|-----------|--------------|--------------|-------------|
| 15"  | 3mm       | 1-5/8"        | (3) 3/8"  | 3.5"         | D03          | 35847       |
| 15"  | 4mm       | 3-11/16"      | (4) 1/2"  | 5"           | E11          | 88578       |
| 16"  | 3.5mm     | 1" x 1-1/8"sq | None      | None         | C02          | 35028       |
| 17"  | 4mm       | 3-11/16"      | (4) 1/2"  | 5"           | E11          | 88519       |
| 17"  | 3.5mm     | 2"            | (4)7/16"  | 3.5"         | E02          | 31192       |
| 20"  | 4.5mm     | 1-1/8"sq      | None      | None         | A01          | 41418       |



## Plain/Smooth Coultter Blades

### Plain/Smooth


| Dia.  | Thickness | Bevel  | Center Hole       | Bolt Hole | Bolt Pattern     | Pattern Code | Part Number |
|-------|-----------|--------|-------------------|-----------|------------------|--------------|-------------|
| 12"   | 3mm       | single | 4"                | (8) 3/16" | 6"               | H02          | 70126       |
| 12"   | 4.76mm    | single | 4"                | (8) 3/16" | 6"               | H02          | 59231       |
| 13"   | 3mm       | double | 1-5/16"           | (3) 5/16" | 2.5"             | D05          | 54827       |
| 13.5" | 3mm       | single | 1-3/16"           | (6) 1/4"  | 2-15/16"         | G03          | 34270       |
| 13.5" | 3.5mm     | single | 1-9/16"           | (6) 1/2"  | 3-1/8"           | G23          | 70710       |
| 14"   | 2.5mm     | single | 1-17/32"          | (6) 1/4"  | 2-7/8"           | G07          | 25908       |
| 14"   | 3mm       | single | 1-3/8"            | (6) 1/4"  | 2-7/8" or 6-1/2" | G05          | 36275       |
| 15"   | 3mm       | single | 1-1/2"            | (6) 3/8"  | 3"               | G06          | 32289       |
| 16"   | 3.5mm     |        | none              | (6) 1/4"  | 4.25"            | G25          | 45625       |
| 16"   | 3.5mm     |        | 1-7/8"            | (6) 3/8"  | 2-13/16"         | D04          | 53513       |
| 17"   | 4mm       | double | 3-11/16"          | (4) 1/2"  | 5"               | E11          | 34282       |
| 17"   | 4mm       | double | 4"                | (4) 1/2"  | 5" / 5.25"       | E11 / E12    | 38607       |
| 18"   | 3mm       | single | 1"sq              | None      | None             | A03          | 53512       |
| 18"   | 4mm       | double | 2-1/2"            | (4) 1/2"  | 4"               | E05          | 34840       |
| 18"   | 5mm       | single | 3"                | (4) 3/8"  | 4-3/8"           | E08          | 63701       |
| 20"   | 4.5mm     |        | 1-3/4"            | None      | None             | B02          | 34837       |
| 20"   | 4.5mm     | double | 1-1/2"            | (4) 1/2"  | 4.5"             | E01          | 41317       |
| 20"   | 4.5mm     | double | 3-11/16"          | (4) 1/2"  | 5"               | E11          | 34294       |
| 20"   | 4.5mm     | double | 4"                | (4) 1/2"  | 5" / 5.25"       | E11 / E12    | 84490       |
| 20"   | 4.76mm    | double | 2-5/8"            | (4) 3/8"  | 3-5/8"           | E06          | 25921       |
| 20"   | 5mm       |        | 1-1/8" x 1-1/4"sq | None      | None             | C01          | 34841       |
| 20"   | 5mm       | double | 1-1/2"rd          | None      | None             | B01          | 34842       |
| 20"   | 5mm       |        | 1-1/2"sq          | None      | None             | A02          | 34845       |
| 20"   | 6mm       |        | 1-3/4"rd          | None      | None             | B02          | 34849       |
| 22"   | 4.76mm    | double | 4"                | (4) 1/2"  | 5" / 5.25"       | E11 / E12    | 84117       |
| 22"   | 5mm       | double | 4-1/8"            | (5) 1/2"  | 5.5"             | F07          | 72678       |
| 22"   | 5mm       |        | 1-1/2"rd          | None      | None             | B01          | 34844       |
| 22"   | 5mm       |        | 1-1/8"sq          | None      | None             | A01          | 34846       |
| 24"   | 6.35mm    | double | 3-11/16"          | (4) 1/2"  | 5"               | E11          | 76635       |
| 24"   | 6.35mm    | single | 4"                | (5) 1/2"  | 5.5"             | F06          | 61165       |
| 24"   | 6.35mm    | double | 4"                | (5) 1/2"  | 5.5"             | F06          | 61056       |
| 24"   | 6.35mm    | double | 4-5/8"            | (6) 9/16" | 6"               | G19          | 47785       |
| 26"   | 6.35mm    | double | 4"                | (5) 1/2"  | 5.5"             | F06          | 65320       |
| 26"   | 6.35mm    | double | 4-5/8"            | (6) 9/16" | 6"               | G19          | 56851       |
| 28"   | 6.35mm    | double | 4-5/8"            | (6) 9/16" | 6"               | G19          | 56852       |
| 28"   | 8mm       | double | 4"                | (5) 1/2"  | 5.5"             | F06          | 25926       |
| 28"   | 8mm       | double | 4"                | (6) 1/2"  | 5.5"             | G24          | 77493       |
| 28"   | 8mm       | double | 4"                | (4) 1/2"  | 5"               | E12          | 82202       |





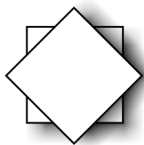
## Single Square Pattern

| Pattern Code | Dia. | Thickness (mm) | Type    | Center Hole | Bolt Hole | Bolt Pattern | Part Number |
|--------------|------|----------------|---------|-------------|-----------|--------------|-------------|
| A01          | 16"  | 4.5            | Notched | 1-1/8"sq    | None      | None         | 41417       |
| A01          | 20"  | 4.5            | Notched | 1-1/8"sq    | None      | None         | 41418       |
| A01          | 22"  | 5              | Plain   | 1-1/8"sq    | None      | None         | 34846       |
| A02          | 20"  | 5              | Plain   | 1-1/2"sq    | None      | None         | 34845       |
| A03          | 18"  | 3              | Plain   | 1"sq        | None      | None         | 53512       |



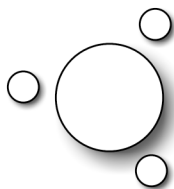
## Single Round Pattern

| Pattern Code | Dia. | Thickness (mm) | Type  | Center Hole | Bolt Hole | Bolt Pattern | Part Number |
|--------------|------|----------------|-------|-------------|-----------|--------------|-------------|
| B01          | 20"  | 5              | Plain | 1-1/2"rd    | None      | None         | 34842       |
| B01          | 22"  | 5              | Plain | 1-1/2"rd    | None      | None         | 34844       |
| B02          | 20"  | 4.5            | Plain | 1-3/4"rd    | None      | None         | 34837       |
| B02          | 20"  | 6              | Plain | 1-3/4"rd    | None      | None         | 34849       |



## Dual Pattern "Star"

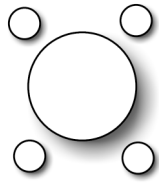
| Pattern Code | Dia. | Thickness (mm) | Type    | Center Hole         | Bolt Hole | Bolt Pattern | Part Number |
|--------------|------|----------------|---------|---------------------|-----------|--------------|-------------|
| C01          | 20"  | 4.5            | 13-Wave | 1-1/8"sq x 1-1/4"sq | None      | None         | 76634       |
| C02          | 16"  | 3.5            | Notched | 1"sq x 1-1/8"sq     | None      | None         | 35028       |



## 3 Bolt Pattern

| Pattern Code | Dia. | Thickness (mm) | Type    | Center Hole | Bolt Hole | Bolt Pattern | Part Number |
|--------------|------|----------------|---------|-------------|-----------|--------------|-------------|
| D03          | 15"  | 3              | Notched | 1-5/8"rd    | (3) 3/8"  | 3-1/2"       | 35847       |
| D04          | 16"  | 3.5            | Plain   | 1-7/8"rd    | (3) 3/8"  | 2-13/16"     | 53513       |
| D05          | 13"  | 3              | Plain   | 1-5/16"rd   | (3) 5/16" | 2-1/2"       | 54827       |

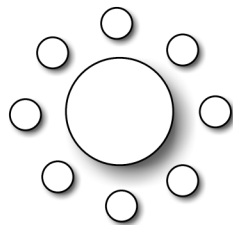




## 4 Bolt Pattern

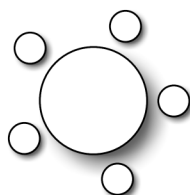
| Pattern Code | Dia. | Thickness (mm) | Type                  | Center Hole | Bolt Hole | Bolt Pattern | Part Number |
|--------------|------|----------------|-----------------------|-------------|-----------|--------------|-------------|
| E01          | 20"  | 4.5            | Plain-Double Bevel    | 1-1/2"      | (4) 1/2"  | 4-1/2"       | 41317       |
| E05          | 17"  | 4              | Rippled/Straight Edge | 2-1/2"      | (4) 1/2"  | 4"           | 77359       |
| E05          | 18"  | 4              | Plain                 | 2-1/2"      | (4) 1/2"  | 4"           | 34840       |
| E05          | 20"  | 4.5            | Rippled/Straight Edge | 2-1/2"      | (4) 1/2"  | 4"           | 72676       |
| E06          | 17"  | 4.76           | Rippled/Straight Edge | 2-5/8"      | (4) 3/8"  | 3-5/8"       | 25913       |
| E06          | 20"  | 4.76           | Rippled/Straight Edge | 2-5/8"      | (4) 3/8"  | 3-5/8"       | 25920       |
| E06          | 20"  | 4.76           | Plain                 | 2-5/8"      | (4) 3/8"  | 3-5/8"       | 25921       |
| E06          | 20"  | 4.76           | Plain                 | 2-5/8"      | (4) 3/8"  | 3-5/8"       | 77357       |
| E08          | 18"  | 5              | Plain                 | 3"          | (4) 3/8"  | 4-3/8"       | 63701       |
| E09          | 20"  | 4.5            | Rippled/Straight Edge | 3-1/4"      | (4) 7/16" | 4-3/8"       | 36258       |
| E11          | 15"  | 4"             | Notched               | 3-11/16"    | (4) 1/2"  | 5"           | 88518       |
| E11          | 17"  | 3.5            | 8-Wave (7/8")         | 3-11/16"    | (4) 1/2"  | 5"           | 34276       |
| E11          | 17"  | 4.5            | 25- Wave              | 3-11/16"    | (4) 1/2"  | 5"           | 72597       |
| E11          | 17"  | 4              | Rippled/Straight Edge | 3-11/16"    | (4) 1/2"  | 5"           | 32343       |
| E11          | 17"  | 4              | Notched               | 3-11/16"    | (4) 1/2"  | 5"           | 88519       |
| E11          | 20"  | 4.5            | 12-Wave (3/4")        | 3-11/16"    | (4) 1/2"  | 5"           | 71812       |
| E11          | 20"  | 4.5            | Rippled/Straight Edge | 3-11/16"    | (4) 1/2"  | 5"           | 32352       |
| E11          | 20"  | 4.5            | Plain                 | 3-11/16"    | (4) 1/2"  | 5"           | 34294       |
| E11          | 20"  | 4.5            | 25-Wave               | 3-11/16"    | (4) 1/2"  | 5"           | 72598       |
| E11          | 20"  | 4              | Rippled/Rippled Edge  | 3-11/16"    | (4) 1/2"  | 5"           | 72289       |
| E11          | 22"  | 4.76           | Plain                 | 3-11/16"    | (4) 1/2"  | 5"           | 56850       |
| E11          | 22"  | 5              | Plain                 | 3-11/16"    | (4) 1/2"  | 5"           | 73446       |
| E11          | 24"  | 6.35           | Plain                 | 3-11/16"    | (4) 1/2"  | 5"           | 76635       |
| E12          | 16"  | 4              | 12-Wave (3/4")        | 4"          | (4) 1/2"  | 5-1/4"       | 34275       |
| E12          | 17"  | 3.5            | 8-Wave (7/8")         | 4"          | (4) 1/2"  | 5-1/4"       | 34278       |
| E12          | 17"  | 4.5            | 12-Wave (3/4")        | 4"          | (4) 1/2"  | 5-1/4"       | 35646       |
| E12          | 17"  | 4              | Bubbled               | 4"          | (4) 1/2"  | 5-1/4"       | 34285       |
| E12          | 17"  | 4              | Plain                 | 4"          | (4) 1/2"  | 5-1/4"       | 38608       |
| E14          | 20"  | 4.5            | Rippled/Straight Edge | 2-11/16"    | (4) 3/8"  | 4-1/4"       | 71813       |

# Grizzly<sup>®</sup> Coulter Blades by Pattern



## Dual 4 Bolt Pattern

| Pattern Code | Dia. | Thickness (mm) | Type                  | Center Hole | Bolt Hole | Bolt Pattern | Part Number |
|--------------|------|----------------|-----------------------|-------------|-----------|--------------|-------------|
| E11/E12      | 17"  | 4              | 12-Wave (7/8")        | 4"          | (4) 1/2"  | 5" or 5-1/4" | 71814       |
| E11/E12      | 17"  | 4              | Rippled/Rippled Edge  | 4"          | (4) 1/2"  | 5" or 5-1/4" | 38123       |
| E11/E12      | 17"  | 4              | Rippled/Rippled Edge  | 4"          | (4) 1/2"  | 5" or 5-1/4" | 86765       |
| E11/E12      | 17"  | 4              | Plain                 | 4"          | (4) 1/2"  | 5" or 5-1/4" | 38607       |
| E11/E12      | 20"  | 4.5            | Rippled/Rippled Edge  | 4"          | (4) 1/2"  | 5" or 5-1/4" | 75605       |
| E11/E12      | 20"  | 4.5            | 12-Wave (1")          | 4"          | (4) 1/2"  | 5" or 5-1/4" | 71915       |
| E11/E12      | 20"  | 4.5            | Rippled/Rippled Edge  | 4"          | (4) 1/2"  | 5" or 5-1/4" | 38122       |
| E11/E12      | 20"  | 4.5            | Rippled/Straight Edge | 4"          | (4) 1/2"  | 5" or 5-1/4" | 75604       |
| E11/E12      | 20"  | 4.5            | Rippled/Straight Edge | 4"          | (4) 1/2"  | 5" or 5-1/4" | 38610       |
| E11/E12      | 20"  | 4.5            | Plain                 | 4"          | (4) 1/2"  | 5" or 5-1/4" | 88490       |
| E11/E12      | 20"  | 4.5            | Plain                 | 4"          | (4) 1/2"  | 5" or 5-1/4" | 75606       |
| E11/E12      | 22"  | 4.76"          | Plain                 | 4"          | (4) 1/2"  | 5" or 5-1/4" | 84117       |

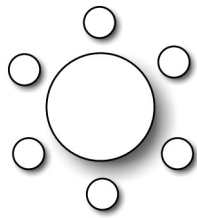


## 5 Bolt Pattern

| Pattern Code | Dia. | Thickness (mm) | Type                  | Center Hole | Bolt Hole | Bolt Pattern | Part Number |
|--------------|------|----------------|-----------------------|-------------|-----------|--------------|-------------|
| F03          | 16"  | 4.5            | 25-Wave               | 2-1/8"      | (5) 1/2"  | 4-3/4"       | 72600       |
| F03          | 20"  | 4.5            | Rippled/Straight Edge | 2-1/8"      | (5) 1/2"  | 4-3/4"       | 36228       |
| F03          | 22"  | 4.5            | Rippled/Straight Edge | 2-1/8"      | (5) 1/2"  | 4-3/4"       | 36227       |
| F05          | 16"  | 3.5            | Rippled/Rippled Edge  | 3-15/16"    | (5) 1/2"  | 4-1/2"       | 43225       |
| F05          | 16"  | 3.5            | Rippled/Rippled Edge  | 3-15/16"    | (5) 1/2"  | 4-1/2"       | 68010       |
| F05          | 20"  | 4.5            | Rippled/Rippled Edge  | 3-15/16"    | (5) 1/2"  | 4-1/2"       | 43226       |
| F06          | 17"  | 4              | Rippled/Straight Edge | 4"          | (5) 9/16" | 5-1/2"       | 70711       |
| F06          | 24"  | 6.35           | Plain                 | 4"          | (5) 9/16" | 5-1/2"       | 61165       |
| F06          | 24"  | 6.35           | Plain                 | 4"          | (5) 1/2"  | 5-1/2"       | 61056       |
| F06          | 26"  | 6.35           | Plain                 | 4"          | (5) 9/16" | 5-1/2"       | 65320       |
| F06          | 28"  | 8              | Plain                 | 4"          | (5) 1/2"  | 5-1/2"       | 25926       |
| F07          | 20"  | 4.76           | Rippled/Rippled Edge  | 4-1/8"      | (5) 9/16" | 5-1/2"       | 51760       |
| F07          | 22"  | 5              | Plain                 | 4-1/8"      | (5) 1/2"  | 5-1/2"       | 72678       |

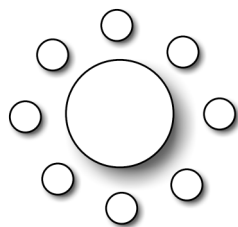


# Grizzly® Coulter Blades by Pattern



## 6 Bolt Pattern

| Pattern Code | Dia.  | Thickness (mm) | Type                  | Center Hole | Bolt Hole | Bolt Pattern     | Part Number |
|--------------|-------|----------------|-----------------------|-------------|-----------|------------------|-------------|
| G03          | 13.5" | 3              | Plain                 | 1-13/16"    | (6) 1/4"  | 2-15/16"         | 34270       |
| G05          | 14"   | 3              | Plain (DUAL PUNCH)    | 1-3/8"      | (6) 1/4"  | 2-7/8" or 6-1/2" | 36275       |
| G06          | 15"   | 3              | Plain                 | 1-1/2"      | (6) 3/8"  | 3"               | 32289       |
| G07          | 14"   | 2.5            | Plain                 | 1-17/32"    | (6) 1/4"  | 2-7/8"           | 25908       |
| G09          | 17"   | 4              | 8-Wave (1")           | 1-13/16"    | (6) 3/8"  | 3-1/4"           | 25915       |
| G11          | 16"   | 4              | Bubbled               | 2"          | (6) 3/8"  | 3-1/2"           | 63702       |
| G11          | 16"   | 4.5            | 25-Wave               | 2"          | (6) 3/8"  | 3-1/2"           | 72599       |
| G11          | 17"   | 3.5            | Rippled/Straight Edge | 2"          | (6) 1/2"  | 3-1/2"           | 25911       |
| G11          | 17"   | 4              | Bubbled               | 2"          | (6) 3/8"  | 3-1/2"           | 34281       |
| G11          | 17"   | 4              | Rippled/Straight Edge | 2"          | (6) 3/8"  | 3-1/2"           | 34838       |
| G11          | 20"   | 4.5            | Rippled/Straight Edge | 2"          | (6) 3/8"  | 3-1/2"           | 34839       |
| G17          | 17"   | 4.76           | 8-Wave (7/8)"         | 3-3/4"      | (6) 3/8"  | 5"               | 34290       |
| G17          | 17"   | 5              | 12-Wave (7/8)"        | 3-3/4"      | (6) 3/8"  | 5"               | 34292       |
| G19          | 24"   | 6.35           | Plain                 | 4-5/8"      | (6) 9/16" | 6"               | 47785       |
| G19          | 26"   | 6.35           | Plain                 | 4-5/8"      | (6) 9/16" | 6"               | 56851       |
| G19          | 28"   | 6.35           | Plain                 | 4-5/8"      | (6) 9/16" | 6"               | 56852       |
| G23          | 13.5  | 3.5            | Plain                 | 1-9/16"     | (6) 1/2"  | 3-1/8"           | 70710       |
| G24          | 28"   | 8              | Plain                 | 4"          | (6) 1/2"  | 5-1/2"           | 77493       |
| G25          | 16"   | 3.5            | Plain                 | None        | (6) 1/4"  | 4-1/4"           | 45625       |



## 8 Bolt Pattern

| Pattern Code | Dia. | Thickness (mm) | Type  | Center Hole | Bolt Hole | Bolt Pattern | Part Number |
|--------------|------|----------------|-------|-------------|-----------|--------------|-------------|
| H02          | 12"  | 3              | Plain | 4"          | (8) 3/16" | 6"           | 70126       |
| H02          | 12"  | 4.76           | Plain | 4"          | (8) 3/16" | 6"           | 59231       |